

Opus

Opus embodies pure elegance, inspired by classicism and harmony. This collection celebrates refinement, craftsmanship, and timelessness. Like a musical composition, Opus unfolds through five families, each with its own nuance—from energy to lightness, balanced dialogue to essence, and a graceful final note. For those seeking subtle beauty and design coherence, Opus provides more than seating: a lasting presence in harmony with space and time.



ERGONOMIC

EXECUTIVE

CONFERENCE ROOM ☒

MULTI-PURPOSE ☒

LABTEK

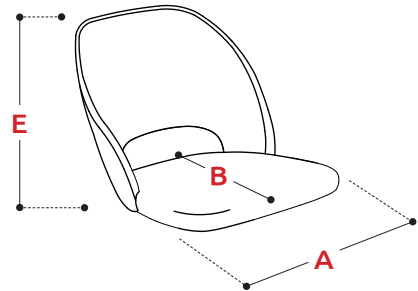
LOUNGE AND ☒

WAITING ROOM

Opus

TECHNICAL SPECIFICATIONS

- 6 shell models available: Vivo, Prima, Aria, Duo S (without arms), Duo A (with arms) and Coda
- 14 bases and legs options available:
 - M1: 4 legs, metal, with choice of finishes
 - M2: 4 legs, metal, with choice of finishes
 - N2: Star base with casters, black nylon
 - A6: Star base with casters, polished aluminum
 - A8: Pyramid base, polished aluminum
 - N9: Cross base, black aluminum
 - A9: Cross base, polished aluminum
 - B1: 4-leg base, ash wood, with choice of finishes
 - B2: Pyramid base, beech wood, with choice of finishes, swivel
 - M7: 4-leg counter-height base, metal, with choice of finishes, with footrest
 - M8: 4-leg bar-height base, metal, with choice of finishes, with footrest
 - B8: 4-leg bar-height base, beech wood, with chrome footrest
 - SG: Adjustable-height stool on disk base, swivel, matte black metal, with footrest
 - B5: 4-leg base, ash wood, with choice of finishes
 - B6: Pyramid base, beech wood, with choice of finishes, swivel
- 3 mechanisms options available:
 - S: Swivel, seat height adjustment (N2/A6/A8)
 - LA: Swivel, tilt, seat height adjustment, in polished aluminum (A6/A8)
 - SW: Swivel (B1)
- Frames available in 16 metal finishes (M1/M2/M7/M8)
- Wood legs available in 3 finishes (B1/B2/B5/B6/B8)



Shells



Vivo
OPVI
A : 24"
B : 23"
E : 16 1/2"



Prima
OPPF
A : 24"
B : 24"
E : 18"



Prima
OPPS
A : 24"
B : 24"
E : 18"



Prima
OPPL
A : 24"
B : 24"
E : 18"



Aria
OPAR
A : 23 1/2"
B : 23 1/2"
E : 20"



Duo
OPDS
A : 19 1/2"
B : 23 1/2"
E : 17 1/2"



Duo
OPDA
A : 24"
B : 23 1/2"
E : 18"



Coda
OPCO
A : 24"
B : 24 3/4"
E : 17"

Bases and legs



C : 17 1/2"
M : 20"
J : 20"

M1



C : 13"
M : 25 3/4"
J : 26 1/4"

M2



C : 17 1/2"-21"
M : 26"
J : 26"

N2



C : 17 1/2"-21"
M : 26"
J : 26"

A6



C : 17 1/2"-21"
M : 20"
J : 20"

A8



C : 19"
M : 33"
J : 33"

N9



C : 19"
M : 33"
J : 33"

A9



C : 15"
M : 19 3/4"
J : 20 1/2"

B1



C : 14 1/2"
M : 24 3/4"
J : 22 3/4"

B2



C : 23 1/2"
M : 22"
J : 22"



C : 29 1/2"
M : 18"
J : 18"

M8



C : 27"
M : 19 1/2"
J : 19 1/2"

B8



C : 20-29 1/2"
M : 22"
J : 22"

SG



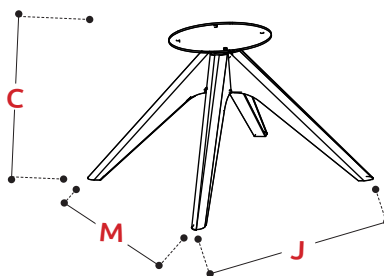
C : 14 1/2"
M : 20 1/4"
J : 20"

B5



C : 9 1/2"
M : 24"
J : 24"

B6




Wood leg finishes (B1/B2/B5/B6/B8)



Translucent water-based polyurethane, 10% gloss



Oiled wood (pure tung oil), soft gloss



Black, matte finish

Frame finishes (M1/M2/M7/M8)



Canari YC



Terracotta OG



Cardinal LR



Bordeaux DR



Saphir LB



Minuit DB



Sauge GR



Sapin GP



Black N



White WH



Metallic grey G



White sandex WX



Charcoal CH



Black sandex SX



Polished chrome Z



Polished chrome paint PA



Comfort at work

BOUTY INC.
6505 Metropolitain East Boulevard
Saint-Leonard, Quebec H1P 1X9
T 514.324.0916 - 800.982.6889

bouty.com

